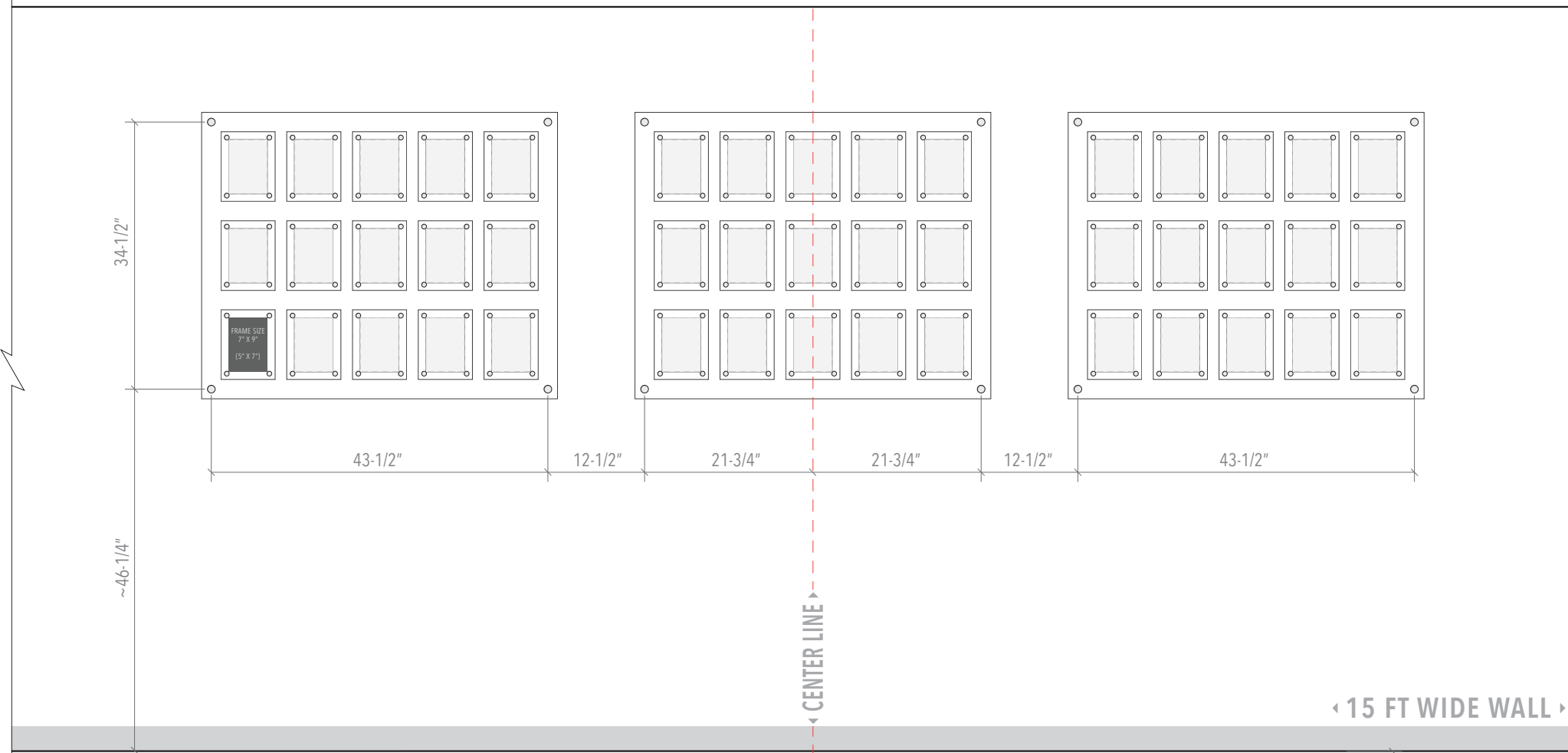
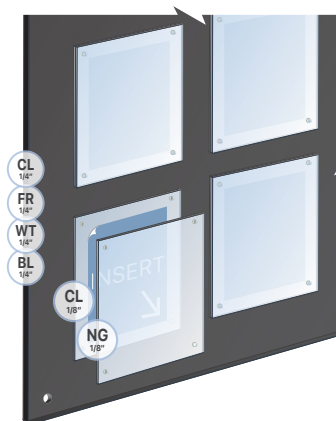
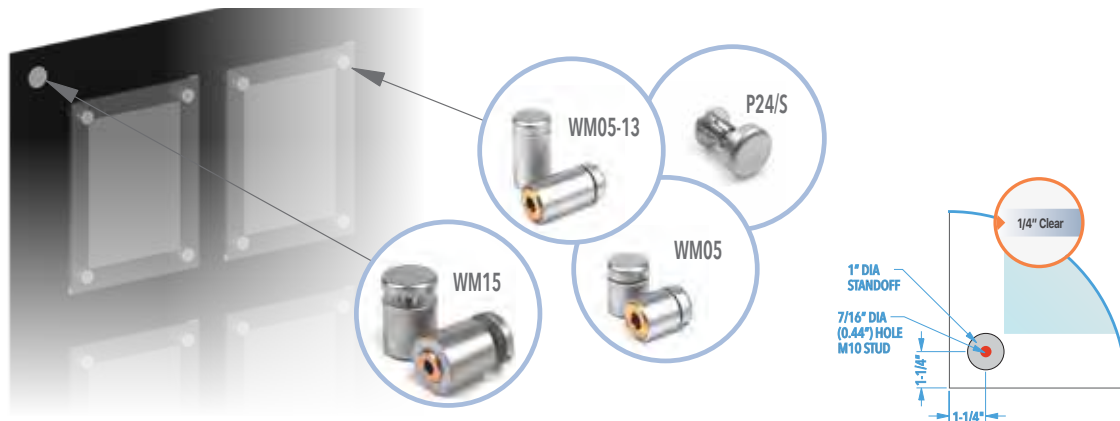


# WALL INSTALL TEMPLATE



## DETAILS:



### Single Large Panel Configuration with Individual Multi-Photo Frames Standoff-Projected

This large display board option involves front sandwich acrylic frames designed to hold multiple photo inserts in a regular grid, mounted to a larger panel with projecting standoffs or flush caps. The back panel comes in 1/4" thick "clear, frost, matte white, or matte black" acrylic. The individual photo frames are supplied as a set with 1/8" thick "clear" acrylic back and 1/8" thick "non-glare" acrylic front cover. The large panel is drilled for M10 studs and mounted to wall with 1" diameter standoffs projecting 1" from wall surface. Photo inserts are mounted in between the two front pieces of acrylic and fixed in place with low-tack (3MTM 9415PC Removable Repositionable) double sided adhesive tape.

**Note:** Non-glare (non-reflective) acrylic front cover helps to reduce the glare and provides a mild protection against harmful UV rays.



**NOVADISPLAY**  
INNOVATIVE DISPLAY SOLUTIONS

Nova Display Systems, Inc.  
875 Wilson St., Ste. A-B  
Eugene, OR 97402  
541.505.7450  
541.505.9919 fax  
sales@novadisplaysystems.com  
www.novadisplaysystems.com

## Wall Display Concept

ID: DC1239

Title: Collage Photo Display

Display Size:  
37"H x 158"W

Wall Size Requirements:  
15 FT (180 IN) Wide

## Wall Install Template

ID: DC1239-WT

**Note:** Dimensions on the drawing display hardware mounting points on the wall. These are suggested dimensions and can be slightly modified to accommodate for your own wall specifics.

Note: This drawing is the property of Nova Display Systems and is not to be reproduced or copied in whole or in part. It is only to be used for the project and site specifically identified herein and is not to be used on any other projects, or for the purpose of manufacturing and reproduction. It is to be returned upon request.

Sheet:

Page: 1 of 1

Scale: n/a