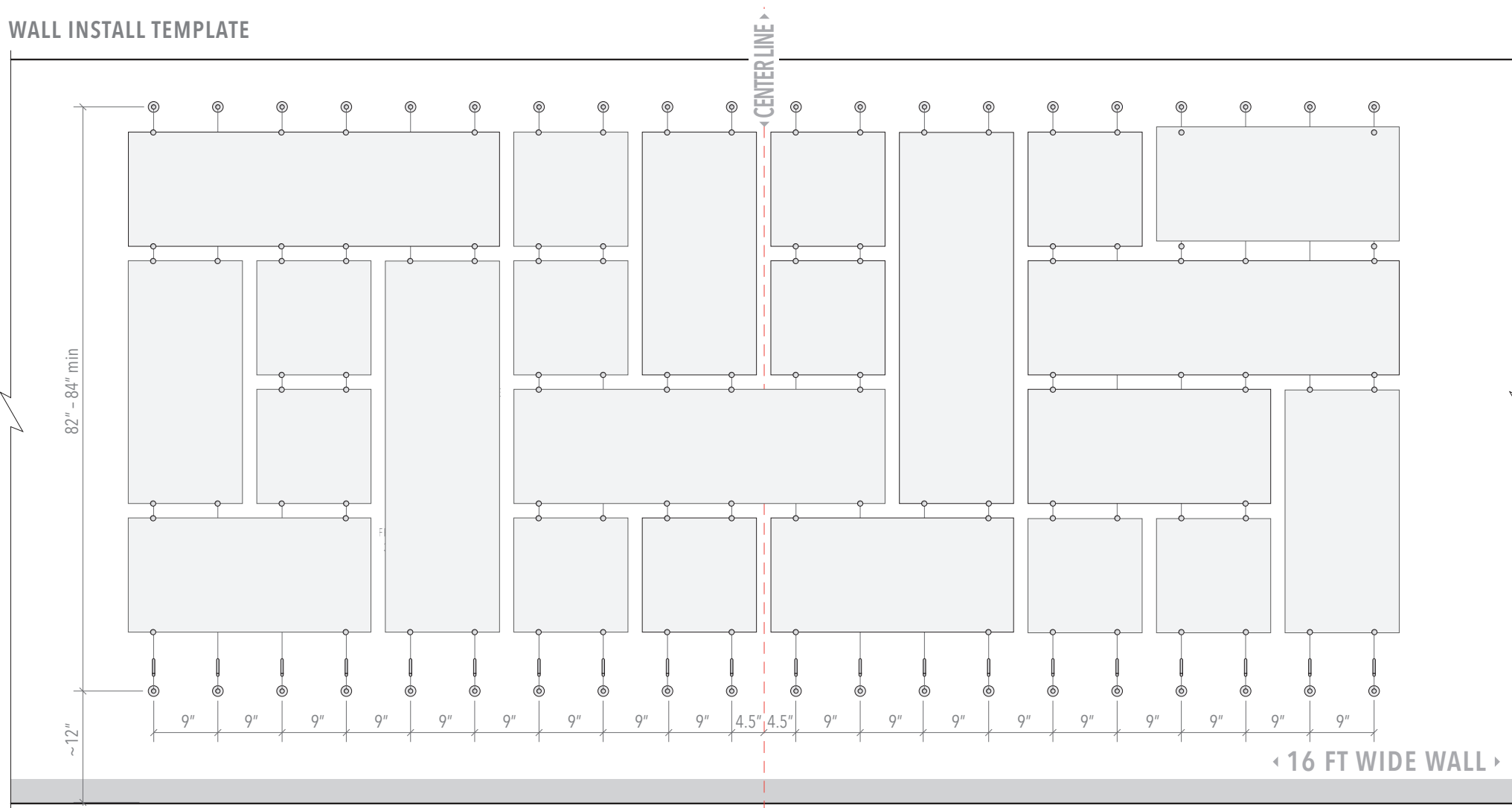
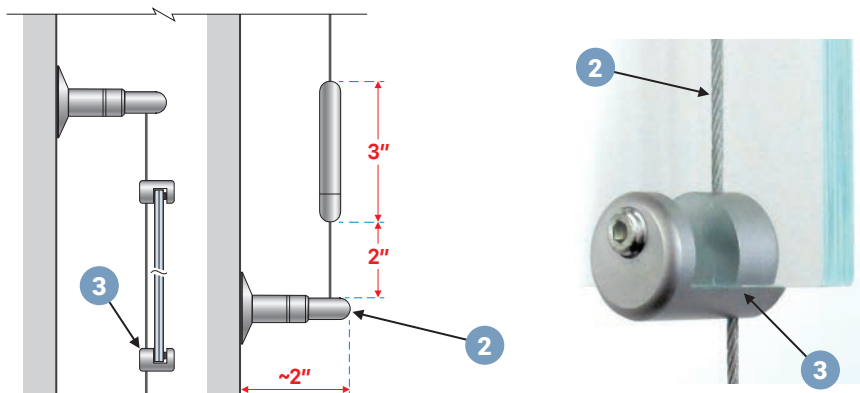


WALL INSTALL TEMPLATE



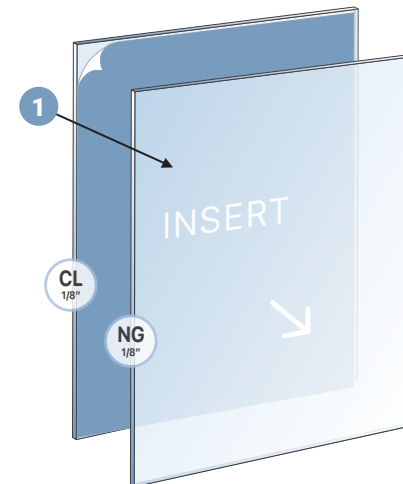
DETAILS:



Acrylic Frames for Infographic Inserts / Cable Suspended

1. Acrylic sandwich frames are supplied with 3mm (1/8") thick clear back piece and 3mm (1/8") thick non-glare acrylic front. Use with interchangeable printed inserts up to 135 gsm or 1 mm (1/32") thickness / not included.
2. CWW wall-to-wall cable sets are supplied in longer lengths and can be cut shorter to fit in designated space.
3. Use CG09 supports to mount the acrylic sandwich frames onto the 1.5mm vertical cables.

Note: Non-glare (non-reflective) acrylic front cover helps to reduce the glare and provides a mild protection against harmful UV rays.



Nova Display Systems, Inc.
875 Wilson St., Ste. A-B
Eugene, OR 97402
541.505.7450
541.505.9919 fax
sales@novadisplay.com
www.novadisplaysystems.com

Wall Display Concept

ID: DC2701

Title: Infographic Wall Display

Display Size:

84"H x 178"W

Wall Size Requirements:

16 FT (192 IN) Wide

Wall Install Template

ID: DC2701-WT

Note: Dimensions on the drawing display hardware mounting points on the wall. These are suggested dimensions and can be slightly modified to accommodate for your own wall specifics.

Note: This drawing is the property of Nova Display Systems and is not to be reproduced or copied in whole or in part. It is only to be used for the project and site specifically identified herein and is not to be used on any other projects, or for the purpose of manufacturing and reproduction. It is to be returned upon request.

Sheet:

Page: 1 of 1

Scale: n/a