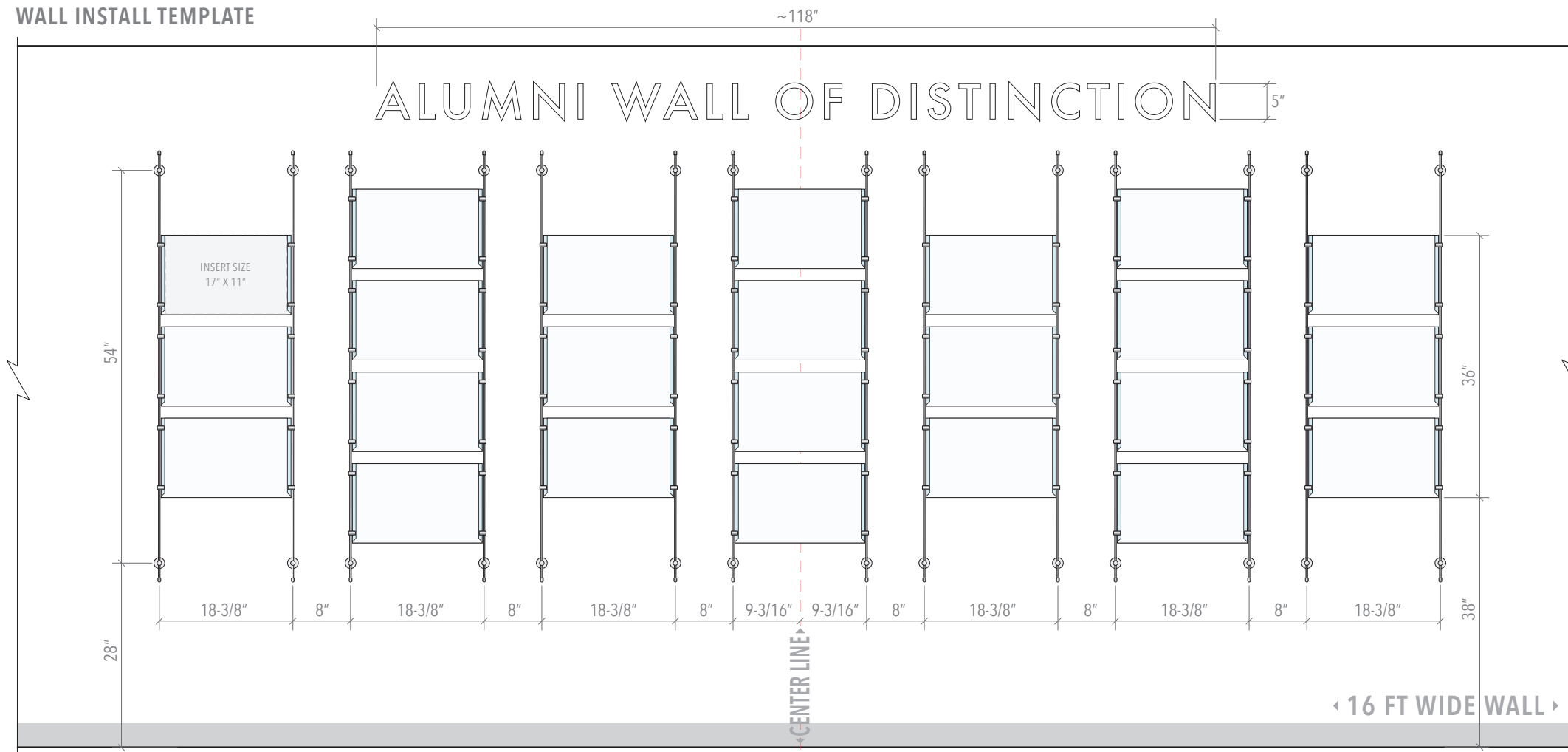


## WALL INSTALL TEMPLATE



**NOVADISPLAY**  
INNOVATIVE DISPLAY SOLUTIONS

Nova Display Systems, Inc.  
875 Wilson St., Ste. A-B  
Eugene, OR 97402  
541.505.7450  
541.505.9919 fax  
sales@novadisplay.com  
www.novadisplaysystems.com

### Wall Display Concept

ID: **DC2606**

Title: Recognition Wall Display

Display Size:

69"H x 178"W

Wall Size Requirements:

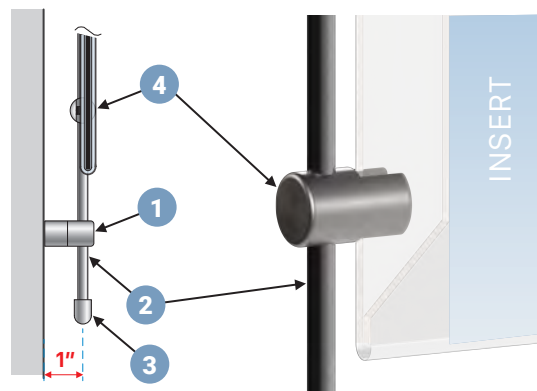
16 FT (192 IN) Wide

### Wall Install Template

ID: **DC2606-WT**

**Note:** Dimensions on the drawing display hardware mounting points on the wall. These are suggested dimensions and can be slightly modified to accommodate for your own wall specifics.

## DETAILS:



### Easy Access Acrylic Frames for Photo and Info/Poster Inserts / Expo Style

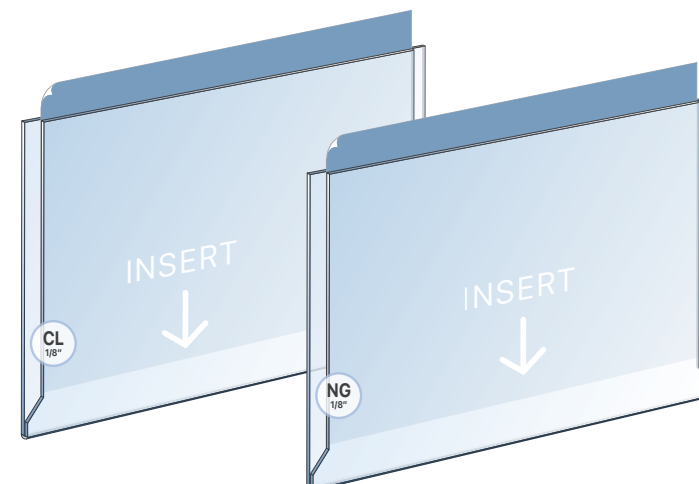
1. Rods for each unit are mounted to wall with **WM11** wall supports spaced 18-3/8 inches apart. Distance between units is 8" on center but it can be changed as needed. Use **P01** decorative plate to ease the installation and add style to your display.

2. Rods are cut to 59" overall length.

3. Use **REC** decorative end caps for rod-end finishing if necessary, otherwise cut rods at support level.

4. Acrylic holders are mounted to vertical rods with **RG01** side supports. Holders can be spaced vertically as needed.

**Note:** Holders are designed as 1/8" thick clear acrylic folded style frames with tabs on the side of frame to enable for cable/rod display fittings to attach. Sleeves are available in both "clear acrylic" or "non-glare acrylic". Non-glare (non-reflective) acrylic front cover helps to reduce the glare and provides a mild protection against harmful UV rays.



Note: This drawing is the property of Nova Display Systems and is not to be reproduced or copied in whole or in part. It is only to be used for the project and site specifically identified herein and is not to be used on any other projects, or for the purpose of manufacturing and reproduction. It is to be returned upon request.

Sheet:

Page: 1 of 1

Scale: n/a