
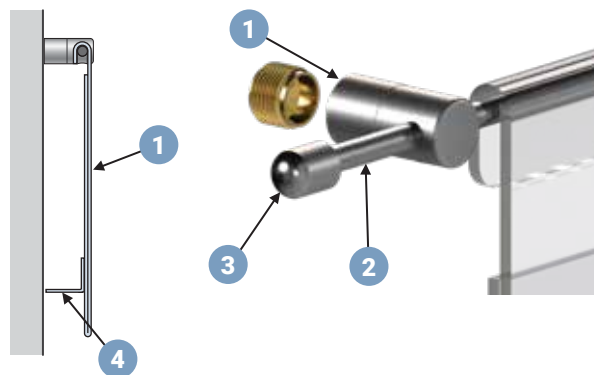
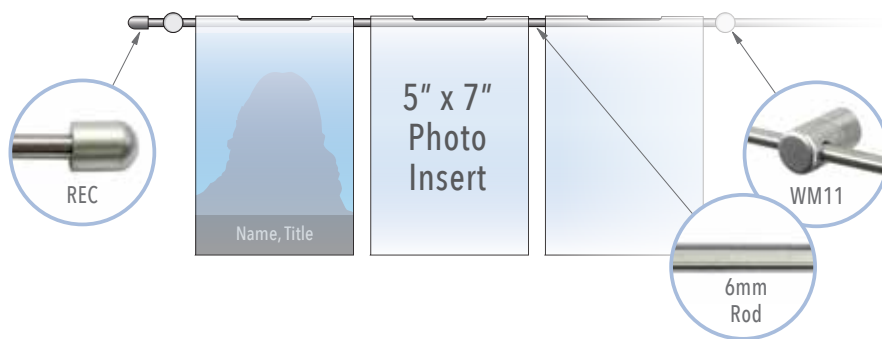


WALL INSTALL TEMPLATE



DETAILS:



Hook-on Acrylic Holders for Photo Inserts

1. Acrylic holders are supported on horizontal rods mounted onto wall with WM11 supports with 18 inches space between centers.
2. R1500 rods are joined and cut with a hacksaw to achieve the overall required length (~110").
3. Use REC end caps for rod-end finishing if necessary, otherwise cut rods at support level.
4. Use 18HAP-SPACER acrylic wall spacer to add back support to holders or dispensers.



NOVADISPLAY™
INNOVATIVE DISPLAY SOLUTIONS

Nova Display Systems, Inc.
875 Wilson St., Ste. A-B
Eugene, OR 97402
541.505.7450
541.505.9919 fax
sales@novadisplay.com
www.novadisplaysystems.com

Wall Display Concept

ID: DC2103

Title: Photo Wall Display

Display Size:
28"H x 110"W

Wall Size Requirements:
12 FT (144 IN) Wide

Wall Install Template

ID: DC2103-WT

Note: Dimensions on the drawing display hardware mounting points on the wall. These are suggested dimensions and can be slightly modified to accommodate for your own wall specifics.

Note: This drawing is the property of Nova Display Systems and is not to be reproduced or copied in whole or in part. It is only to be used for the project and site specifically identified herein and is not to be used on any other projects, or for the purpose of manufacturing and reproduction. It is to be returned upon request.

Sheet:

Page: 1 of 1

Scale: n/a